



State of Kuwait  
Ministry of Education

**NEW** FUN WITH  
**English**



**Activity Book**

Grade

**1A**

 LONGMAN

Julia Allen • Margaret Iggulden



State of Kuwait  
Ministry of Education



**NEW** **FUN WITH**  
**English**

**Activity Book**  
**Grade 1A**

**Julia Allen • Margaret Iggulden**

© Ministry of Education - State of Kuwait. 2009

All rights reserved; no part of this publication may be reproduced, stored in a retrieval system, or transmitted in any form or by any means, electronic, mechanical, photocopying, recording, or otherwise, without the prior written permission of the Publishers.

Egyptian International Publishing Company - Longman,  
10a Hussein Wassef Street,  
Messaha Square,  
Dokki,  
Cairo,  
Arab Republic of Egypt

The Longman imprint is the property of Pearson Education being used under license from Pearson Education.

First printed in 2002  
Reprinted in 2003, 2004, 2005, 2006  
New edition 2009  
New edition 2020 / 2021 - 2021 / 2022 - 2022 / 2023

ISBN: 977 - 16 - 1205 - 0  
Deposit No.: 14334 / 2009

Printed in Kuwait by: Al-Alfain Printing, Publication & Distribution Co. (K.S.C.C.)

**Acknowledgements:** Additional material provided by Matthew Hancock

The publisher wishes to thank the Evaluation Committee of Kuwait Ministry of Education:

Professor Najat Al-Mutawa, Kuwait University;  
Professor M. Rifqy Eassa, Educational Holding Group;  
Dr. Yusur Al-Madani, Kuwait University;  
Mrs. Noha Abdulrazzak Alateegi, College of Basic Education (PAAET);  
Mrs. Sakina A. Hussein, Senior Supervisor, MoE;  
Mr. Mohamed Nagib Ali, ELT Supervisor, MoE;  
Mr. Sayed Ghareeb Abdel Rahman, Supervisor, MoE;  
Mr. Alhu Hamu Sharaha, Senior Teacher, MoE;  
Mrs. Khawla Al-Refae, Senior Teacher, MoE;  
Mr. Mohamed Ibrahim Azatour, Teacher, MoE;  
Ms. Aisha Al-Awadhi, Assistant Principal, MoE.

The publisher also wishes to thank the Amendments Committee of Kuwait Ministry of Education:

Mrs. Sakina A. Hussein, ELT Supervisor General, MoE;  
Mrs. Nouria Al Sedra, ELT Senior Supervisor, MoE;  
Mr. Mohamed Nagib Ali, ELT Supervisor, MoE;  
Mr. Sayed Ghareeb AbdelRahman, ELT Supervisor, MoE;  
Mr. Mahmoud Hammouda, ELT Supervisor, MoE;  
Mrs. Khawla Al Refae, ELT Supervisor, MoE;  
Mr. Mohamed Sallam, ELT Supervisor, MoE;  
Mrs. Sherifah Al Sayegh, ELT Head of Department, MoE;  
Mrs. Rehab Mohamed Nadim, ELT Head of Department, MoE;  
Mrs. Rehab Ahmed Emam, ELT Head of Department, MoE;  
Mrs. Hessa Al-Banwan, ELT Head of Department, MoE;  
Mrs. Noura Al-Mokmash Al-Azmi, ELT Head of Department, MoE;  
Mrs. Azza Mohammad Awad, ELT Head of Department, MoE;  
Mrs. Nevine Abdul Majeed Omar, ELT Head of Department, MoE.



PDF Book



Share on evaluation

طبع في : الألفين للطباعة

أودع بمكتبة الوزارة تحت رقم (١٩) بتاريخ ١٠ / ١٢ / ٢٠٢٠



حضرة صاحب السمو الشيخ نواف الأحمد الجابر الصباح  
أمير دولة الكويت

**H.H. Sheikh Nawwaf AL-Ahmad Al-Jaber Al-Sabah**  
**The Amir Of The State Of Kuwait**







**Name**




**Age**



**Grade**



**Fingerprint**





# Contents

## Unit 1 Hello!

1	Colour	Follow the arrow	Trace
2	Match and colour	Trace	Find and circle
3	Listen and tick	Trace and colour	A maze
4	Trace	Read and Match	Read and colour

---

## Unit 2 My Body

5	Find and circle	Circle the odd one out	Listen and tick
6	Trace, read and colour	Look and say	
7	Read and match	Trace and copy	Read and match
8	Circle the odd one out	Trace and copy	

---

## Unit 3 My family

9	Look and say	Read and match	
10	Read and circle	Trace and copy	Read and match
11	Trace, copy and match	Read and circle	Circle the odd one out
12	Trace and copy	Read and write the missing numbers	Project: Make a poster of my family

---

## Unit 4 My House

15	Listen and tick	Read and circle	Trace and copy
16	Listen and tick	Find and circle	Order, write and say
17	Circle the odd one out		Circle the odd one out
18	Trace and copy	Read and match	

---

## Unit 5 My Food

19	Listen and colour	Read and circle	
20	Trace and copy	Read and match	Read and Talk about the Pictures
21	Find and circle	Trace and copy	Listen and tick
22	Find and circle	Trace and copy	Trace, read and match

---






UNIT  
**1**

# Hello!

Date: \_\_\_\_\_



Colour




Ali





Haya



Follow the arrow



Trace



\_\_\_\_\_

\_\_\_\_\_

\_\_\_\_\_



Match and colour





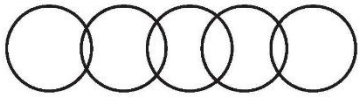
1

2

3

4

5



Trace

1	2	3	4	5




Find and Circle

3

a

5



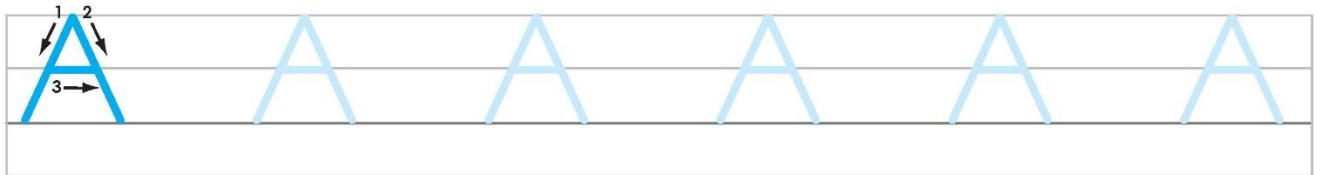
\_\_\_\_\_

\_\_\_\_\_


\_\_\_\_\_



Trace



Read and match



apple

sister



Read and colour

1

2

3

4

5



UNIT  
**2**

# My Body

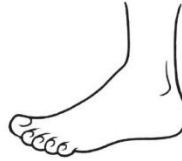
Date: \_\_\_\_\_




Find and circle





h



Circle the odd one out



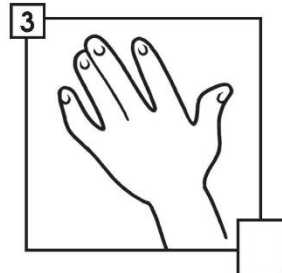
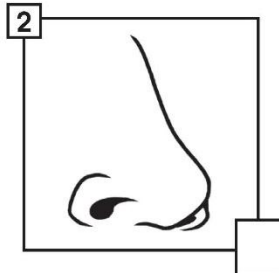
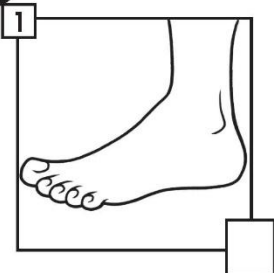
1



2



Listen and tick




\_\_\_\_\_

\_\_\_\_\_



Trace, read and colour

head



hand



Look and say



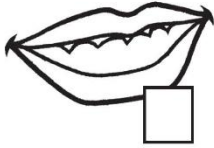
\_\_\_\_\_

\_\_\_\_\_

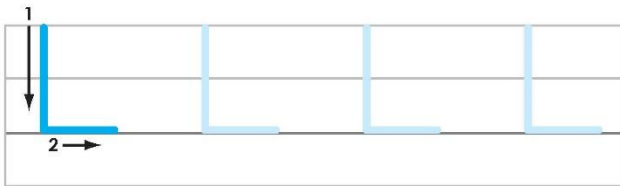
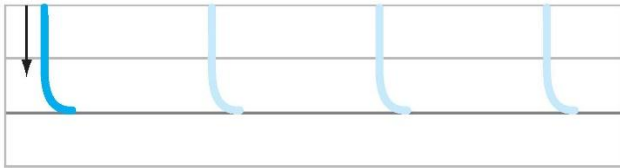
\_\_\_\_\_



Read and match



Trace and copy



Read and match

l h a s

A L H S



\_\_\_\_\_

\_\_\_\_\_

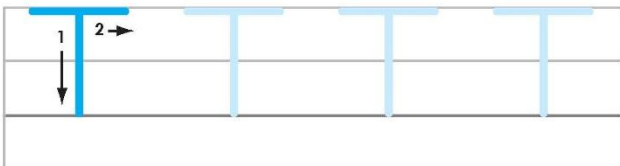

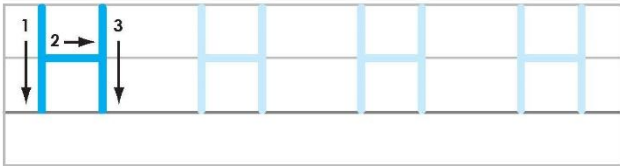

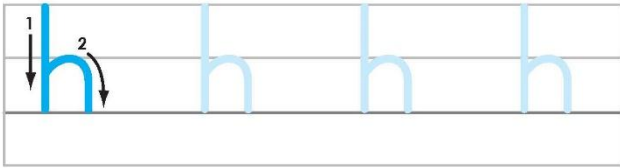
\_\_\_\_\_



Circle the odd one out




Trace and copy






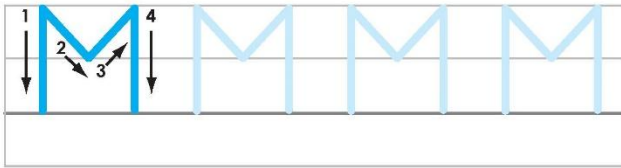
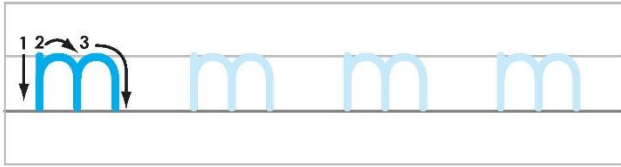
Read and circle



m



Trace and copy




Read and match

camera




family








Trace, copy and match



Read and circle



Circle the odd one out

1    n    m    n    n

2    m    n    m    m



Date:



\_\_\_\_\_

\_\_\_\_\_

\_\_\_\_\_



Trace and copy



Read and write the missing numbers



Project: Make a poster of my family



UNIT  
**4**

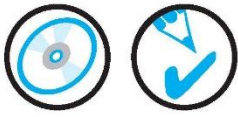
# My House

Date:

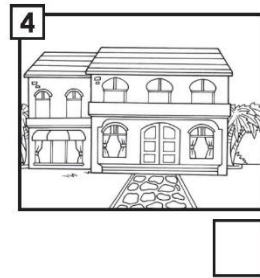
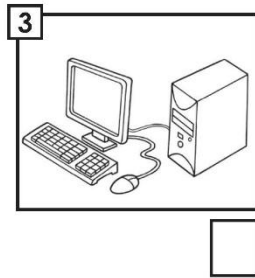
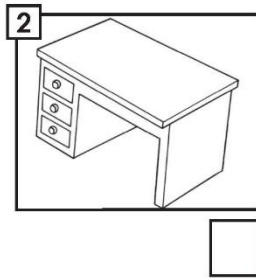

\_\_\_\_\_

\_\_\_\_\_


\_\_\_\_\_



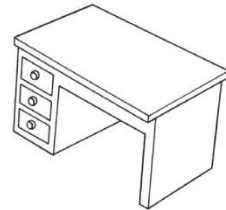
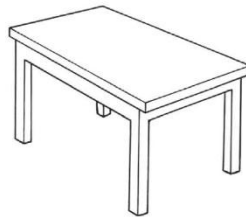
Listen and tick



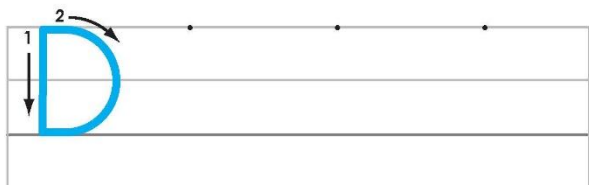
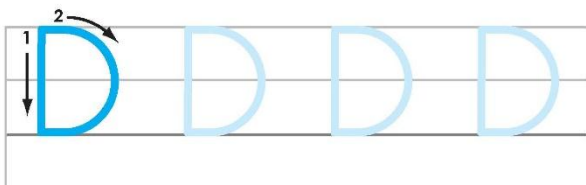

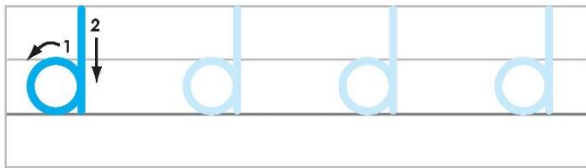
Read and circle



d

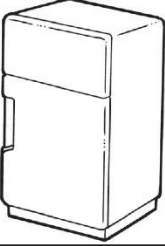



Trace and copy




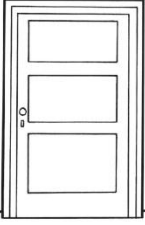


Listen and tick

1 






2 

3 

4 



Find and circle



Order, write and say

7 3 10 9 4 2 6 1 5 8

\_\_\_\_\_

\_\_\_\_\_

\_\_\_\_\_

\_\_\_\_\_




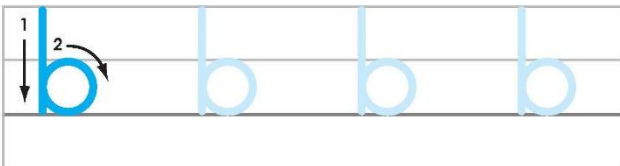



\_\_\_\_\_

\_\_\_\_\_





Trace and copy



Read and match

b r d m

D B M R



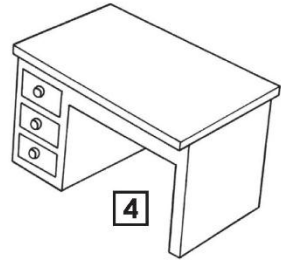
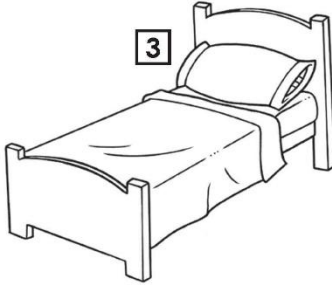

UNIT  
**5**

# My Food


Date: \_\_\_\_\_



Listen and colour



Read and circle



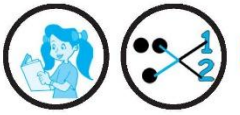
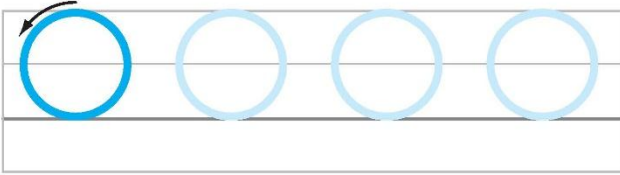
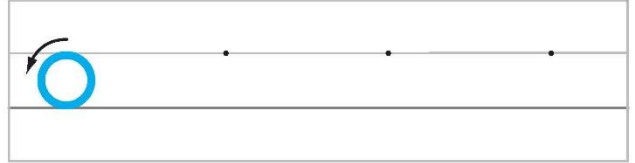
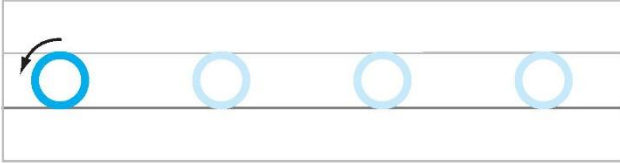
\_\_\_\_\_

\_\_\_\_\_

\_\_\_\_\_



Trace and copy





Read and match


o b a e



Read and talk about the pictures

on






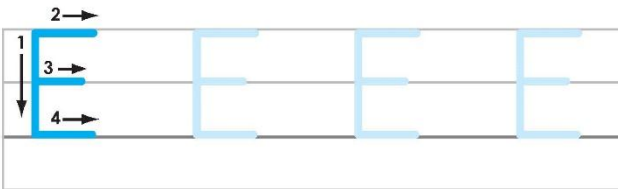

Find and circle





e



Trace and copy



Listen and tick





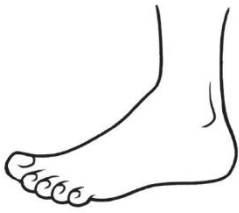
\_\_\_\_\_

\_\_\_\_\_

\_\_\_\_\_




Find and circle

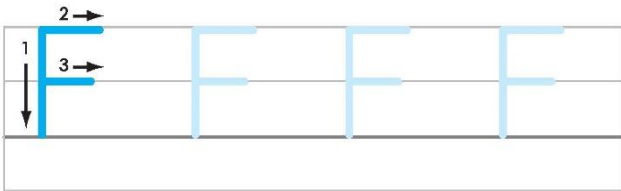

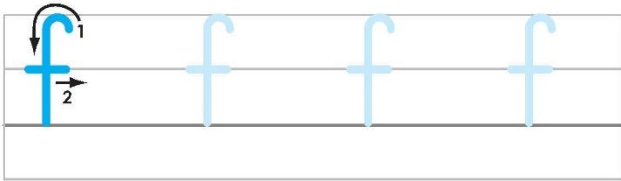


5

f



Trace and copy



Trace, read and match

bed hand ten

10

